



Momentum 2015

Action in Caerau and Ely with People Around Here Funded by Arts Council Wales



In 2015 ACE in partnership with PAH were successful in gaining their second round of funding from Arts Council Wales for the Momentum project 02.

The project engaged young people who were not in education, employment or training. The young people worked with experienced artists across a range of art forms, developing key skills, teamwork and confidence through group projects. They produced high quality art that was seen in a public exhibition and publicly sited installations.




ichair- first steps - getting to know each other - assembling basic the chair - research and design.





Learning lots of new practical skills and techniques - building communication and confidence skills.





Parents, friends, family and invited guests came to support the exhibition - the exhibition ran for 4 weeks.

Concrete Sheep

Phase two of the Momentum project was to work with young people aged 18-24 on a 6 week initiative that would result in two separate publicly sited art installations. The young people who had no previous art experience and very little practical knowledge were taken step by step through the complex processes and came out of the course with Agored Cymru accreditations, CSCS cards and they also received careers advice and were signposted to educational, training and employment opportunities. The concrete sheep process:

1. Researching the sheep from an identified breed and gathering measurements
2. Sketching ideas and making small models
3. Assembling the workshop and having tool box talks on health and safety
4. Building the armature of the sheep from wood and chicken wire
5. Covering the armature with clay and sculpting it
6. Finalising the finished clay model and leaving it to harden
7. Covering the model in cardboard flanges for the latex mould
8. Layering on twenty plus coats of liquid latex over a few days
9. Adding more cardboard flanges for the mother case
10. Rolling on fibreglass matting to make the mother case
11. Adding support struts and defining the flanges plus drilling holes for bolts
12. Cutting up rebar rods and adding chicken wire and cement to form legs
13. Removing the mother case and latex mould and cleaning out all the clay
14. Preparing the moulds with supports for the legs and inserting former shapes
15. Mixing cement and pouring into the mould and vibrating the case to release air
16. Removing outer case and latex mould to reveal concrete sheep
17. Grinding all excess edges and repairing any air pockets
18. Transporting to site and preparing the ground with trenches
19. Sinking the legs into the trenches and adding cement then covering with soil
20. Painting with primer coat and then painting the finished design



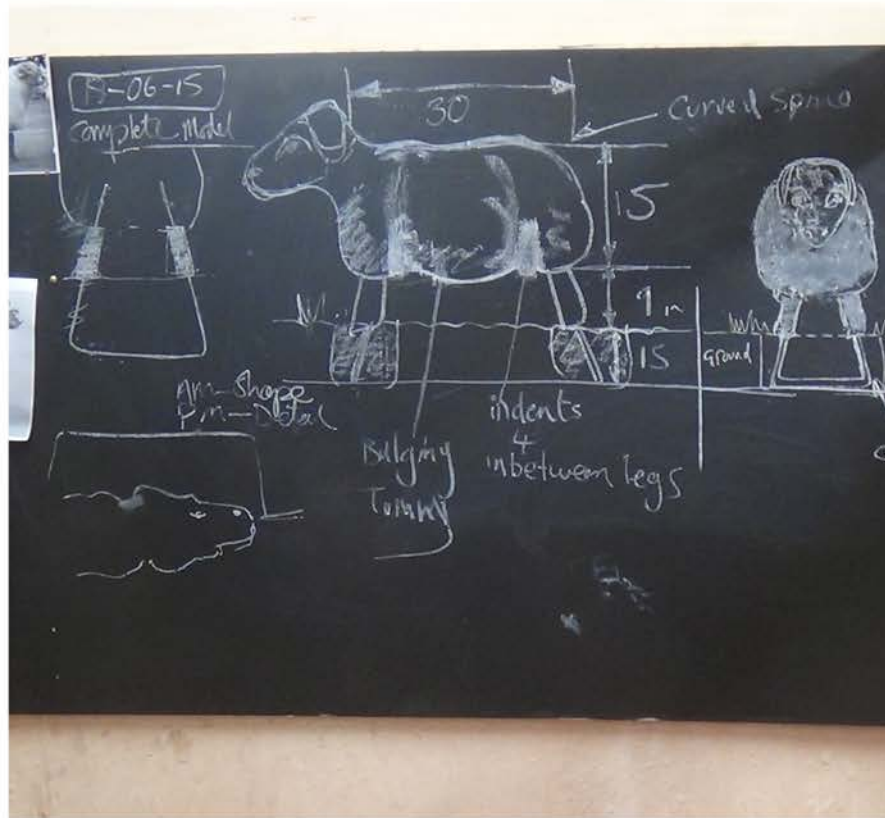
Assembling the workshop - health and safety toolbox talks - research and model making.



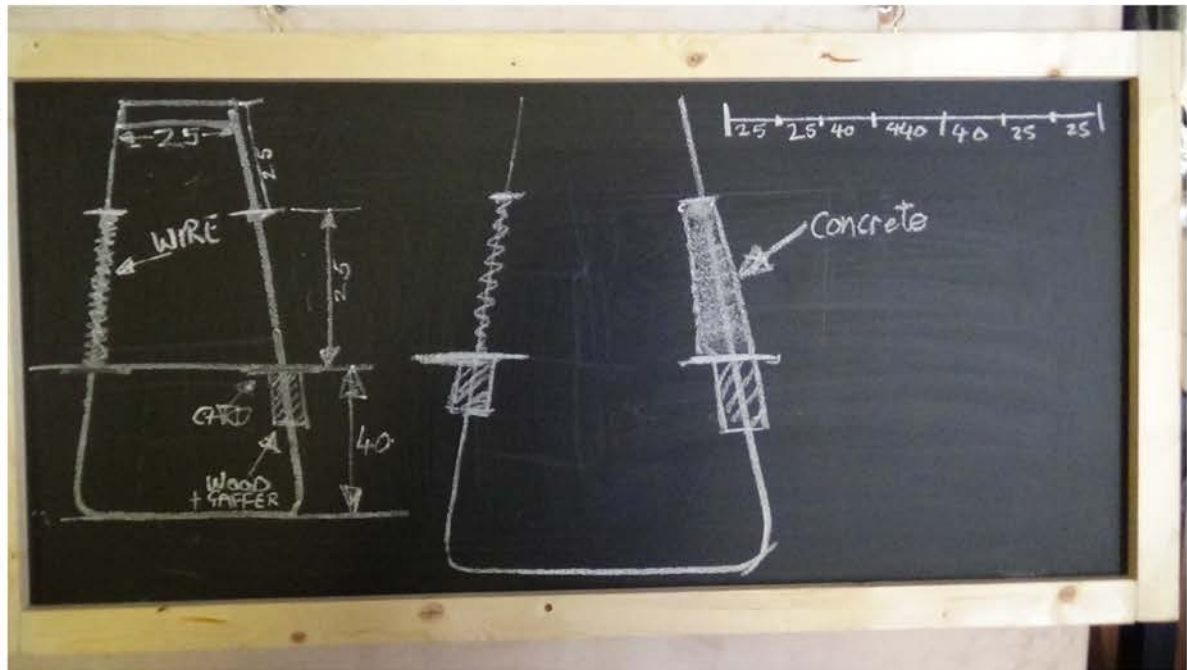


Additional part of the project was creating a clay brick sheep that will be fired and then cemented together on site.



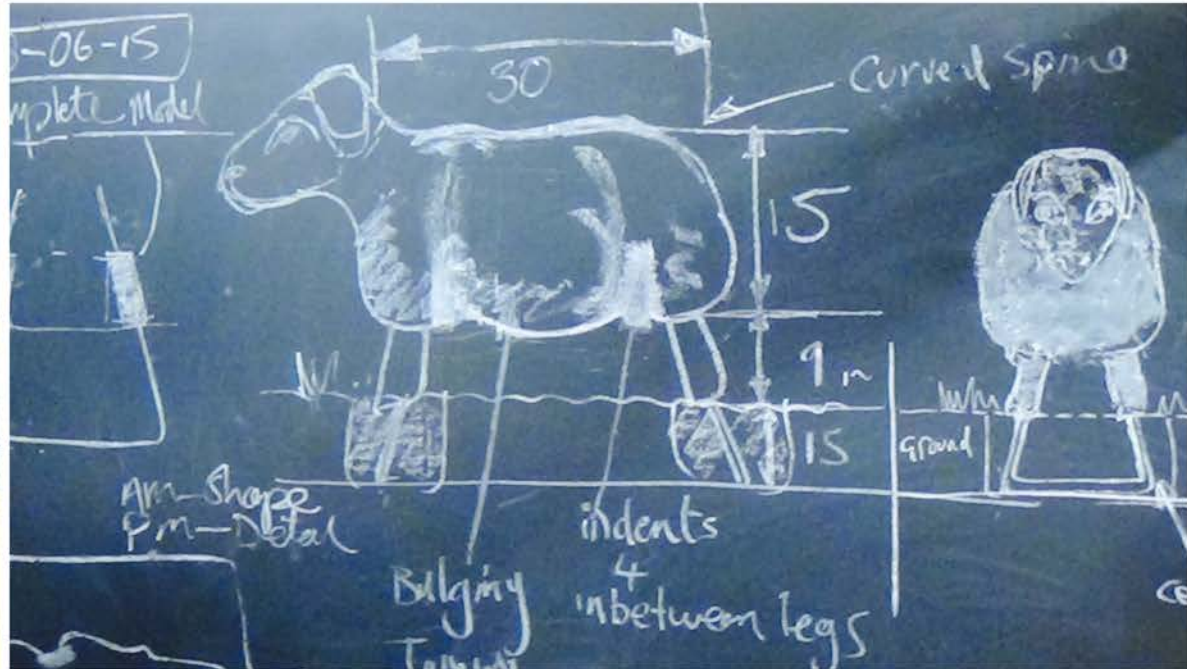


More diagrams and planning - leaving the models to harden - beginning the latex process.





Adding cardboard flanges - layering on fibreglass matting.





Inserting formers - legs - mixing cement and pouring.





On site working out layout - digging trenches - cementing the foundations and restoring the turf.





The flock out side the community Hub were painted as jungle animals.





A huge congratulations to the young people who worked incredibly hard on these projects and produced wonderful works of art to be proud of.

"I enjoyed the whole experience"

"It boosted my confidence"

"In particular I liked learning all the different skills and processes".

"I made new friends."

Quotes from young people on the project.



Action in Caerau and Ely with People Around Here - Funded by Arts Council Wales - copyright PAH 2015